



TITLE:

**TECHNICAL SPECIFICATION FOR
FABRICATION OF STRUCTURAL
STEEL WORK**

SPECIFICATION NO. PE-TS-999-600-C017

VOLUME - II B

SECTION - D SUBSECTION -D17

REV.NO. 0 DATE 03/10/2017

SHEET 1 OF 41

VOLUME: II B

**SECTION - D
(PART I)**

SUB-SECTION – D 17

FABRICATION OF STRUCTURAL STEEL WORK



Bharat Heavy Electricals Limited
Project Engineering Management
PPEI Building, Power Sector,
Plot No. 25, Sector 16A,
Noida (U.P.)-201301



TITLE:

**TECHNICAL SPECIFICATION FOR
FABRICATION OF STRUCTURAL
STEEL WORK**

SPECIFICATION NO. PE-TS-999-600-C017

VOLUME - II B

SECTION - D SUBSECTION -D17

REV.NO. 0 DATE 03/10/2017

SHEET 2 OF 41

C O N T E N T

CLAUSE NO.	DESCRIPTION	SHEET NO.
1.00.00	SCOPE	3
2.00.00	GENERAL	3
3.00.00	WORKMANSHIP	19
4.00.00	INSPECTION, TESTING, ACCEPTANCE CRITERIA AND DELIVERY	29
5.00.00	INFORMATION TO BE SUBMITTED	33
6.00.00	RATES AND MEASUREMENTS	34

	TITLE:		SPECIFICATION NO. PE-TS-999-600-C017	
	TECHNICAL SPECIFICATION FOR FABRICATION OF STRUCTURAL STEEL WORK		VOLUME - II B	
			SECTION - D	SUBSECTION -D17
			REV.NO. 0	DATE 03/10/2017
			SHEET 3	OF 41

SUB-SECTION – D XVII

FABRICATION OF STRUCTURAL STEEL WORK

1.00.00 SCOPE


This specification covers supply, fabrication, testing, painting and delivery to site of structural steelwork including supply of all consumable stores and rivets, bolts, nuts, washers, electrodes and other materials required for fabrication and field connections of all structural steelwork covered under the scope of the contract.


2.00.00 GENERAL


2.01.00 Work to be provided for by the Contractor


The work to be provided for by the Contractor, unless otherwise specified elsewhere in the contract, shall include, but not be limited to the following


- a) Preparation of complete detailed fabrication drawings and erection marking drawings required for all the structures covered under the scope of the contract based on the approved design drawings. As decided by the Engineer, some or all of these detailed drawings will have to be submitted for approval.
- b) To submit revised design with calculations and detailed fabrication drawings in case any substitution of the designed sections are to be made.
- c) To submit design calculations for joints and connections developed by the contractor along with detailed fabrication drawings.
- d) Furnish all materials, labour, tools and plant and all consumables required for fabrication and supply, all necessary rivets, bolts, nuts, washers, tie rods and welding electrodes for field connections,
- e) Furnish shop painting of all fabricated steelwork as per requirements of this Specification.
- f) Suitably mark, bundle, and pack for transport all fabricated materials.
- g) Prepare and furnish detailed Bill of Materials, Drawing Office Dispatch lists, Rivet and Bolt List and any other list of bought out items required in connection with the fabrication and erection of the structural steelwork.
- h) Insure, load and transport all fabricated steelwork field connection materials to site.


 BHEL Bharat Heavy Electricals Limited	TITLE: TECHNICAL SPECIFICATION FOR FABRICATION OF STRUCTURAL STEEL WORK	SPECIFICATION NO. PE-TS-999-600-C017
		VOLUME - II B
		SECTION - D SUBSECTION -D17
		REV.NO. 0 DATE 03/10/2017
		SHEET 4 OF 41
	<p>i) Maintain a fully equipped workshop at site for fabrication, modification and repairs of steelwork at site as may be required to complete the works in accordance with the Contract.</p> <p>2.02.00 Work by others</p> <p>No work under this specification will be provided for by any agency other than the contractor, unless specifically mentioned otherwise elsewhere in the contract.</p> <p>2.03.00 Codes and standards</p> <p>All work under this specification shall, unless otherwise specified in the contract, conform to the requirements of the latest revision and/or replacements of the following or any other relevant Indian Standard specifications and codes of practice. In case any particular aspect of the work is not specifically covered by any Indian Standard specification, any other standard practice, as may be specified by the Engineer shall be followed:</p> <p>IS: 226 - Structural steel (Standard Quality)</p> <p>IS: 800 - Code of Practice for general construction in steel.</p> <p>IS: 806 - Code of practice for use of steel tubes in general building construction.</p> <p>IS: 808 - Rolled steel beams, channels, and angle sections</p> <p>IS: 813 - Scheme of symbols for welding</p> <p>IS: 814 - Covered electrodes for metal arc welding of structural steel</p> <p>IS: 815 - Classification and coding of covered electrodes for metal arc welding of structural steels.</p> <p>IS: 816 - Code of practice for use of metal arc welding for general construction in mild steel</p> <p>IS: 817 - Code of practice for training and testing metal arc welders</p> <p>IS: 818 - Code of practice for safety and health requirements in electric and gas welding and cutting operations</p> <p>IS: 822 - Code of practice for inspection of welds</p> <p>IS: 919 - Recommendations for limits and fits for Engineering</p>	

 Maharatna Company	TITLE: TECHNICAL SPECIFICATION FOR FABRICATION OF STRUCTURAL STEEL WORK	SPECIFICATION NO. PE-TS-999-600-C017			
		VOLUME - II B			
		SECTION - D		SUBSECTION -D17	
		REV.NO.	0	DATE	03/10/2017
		SHEET	5	OF	41
<div>IS: 961 - Structural Steel (High Tensile)</div> <div>IS: 1148 - Rivet bars for structural purposes</div> <div>IS: 1149 - High tensile rivet bars for structural purposes</div> <div>IS: 1161 - Steel Tubes for structural purposes</div> <div>IS: 1200 - Method of measurement of steelwork and ironwork (Part 8)</div> <div>IS: 1239 - Mild Steel Tubes</div> <div>IS: 1363 - Black hexagon bolts, nuts and lock nuts (dia. 6 to 30 mm) and black hexagon screws (Dia 6 to 24 mm)</div> <div>IS: 1364 - Precision and semi-precision hexagon bolts, screws, nuts and 1 locknuts (Dia, range 6 to 39 mm)</div> <div>IS: 1367 - Technical supply conditions for threaded fasteners</div> <div>IS: 1442 - Covered electrodes for the metal are welding of high tensile structural steel</div> <div>IS: 1608 - Method for tensile testing of steel products other than sheet strip, wire and tube</div> <div>IS: 1730 - Dimensions for steel plate, sheet, and strip for structural and general engineering purposes.</div> <div>IS: 1731 - Dimensions for steel flats for structural and general engineering purposes</div> <div>IS: 1852 - Rolling and cutting tolerances for hot-rolled steel products</div> <div>IS: 1977 - Structural steel (ordinary quality) St-42-0</div> <div>IS: 2062 - Steel for General Structural Purposes</div> <div>IS: 2074 - Ready mixed paint, red oxide Zinc chromate priming</div> <div>IS: 2595 - Code of Practice for Radiographic Testing</div> <div>IS: 2629 - Recommended practice for Hot-Dip Galvanizing of Iron and Steel</div> <div>IS: 2633 - Method for testing uniformity of coating on Zinc Coated Articles</div>					


	TITLE: TECHNICAL SPECIFICATION FOR FABRICATION OF STRUCTURAL STEEL WORK	SPECIFICATION NO. PE-TS-999-600-C017 VOLUME - II B SECTION - D SUBSECTION -D17 REV.NO. 0 DATE 03/10/2017 SHEET 6 OF 41
	<p>IS: 3757 - High strength structural bolts</p> <p>IS: 4759 - Specifications for Hot-Dip Zinc Coatings on Structural Steel and other allied products</p> <p>IS: 7205 - Safety Code for Erection of Structural Steelwork</p> <p>IS: 7215 - Tolerances for fabrication of steel structures</p> <p>IS: 7280 - Bare wire electrodes for submerged arc welding of structural steels.</p> <p>IS: 9595 - Recommendations for metal arc welding of carbon and carbon manganese steels.</p> <p>2.04.00 Conformity with Designs</p> <p>The contractor shall design all connections, supply and fabricate all steelwork and furnish all connection materials in accordance with the approved drawings and/or as instructed by the Engineer keeping in view the maximum Utilization of the available sizes and sections of steel materials. The methods of painting, marking, packing and delivery of all fabricated materials shall be in accordance with the provisions of the contract and/or as approved by the Engineer. Provision of all relevant Indian Standard Specifications and Codes of Practice shall be followed unless otherwise specified in the contract.</p> <p>2.05.00 Materials to be used</p> <p>2.05.01 General</p> <p>All steel materials required for the work will be supplied by the contractor unless otherwise specified elsewhere in the contract. The materials shall be free from all imperfections, mill scales, slag intrusions, laminations, fittings, rusts etc. that may impair their strength, durability, and appearance. All materials shall be of tested quality only unless otherwise permitted by the Engineer and/or Consultant. If desired by the Engineer, Test Certificates in respect of each consignment shall be submitted in triplicate. Whenever the materials are required to be used from unidentified stocks, if permitted by the Engineer, a random sample shall be tested at an approved laboratory from each lot of 50 tones or less of any particular section.</p> <p>The arc welding electrodes shall be of approved reputed manufacture and conforming to the relevant Indian Standard Codes of Practice and Specifications and shall be of heavily coated type and the thickness of the coating shall be uniform and concentric. With each container of electrodes, the manufacturer shall furnish instructions giving recommended voltage and</p>	


	TITLE: TECHNICAL SPECIFICATION FOR FABRICATION OF STRUCTURAL STEEL WORK	SPECIFICATION NO. PE-TS-999-600-C017 VOLUME - II B SECTION - D SUBSECTION -D17 REV.NO. 0 DATE 03/10/2017 SHEET 7 OF 41
	<p>amperage (Polarity in case of D.C. supply) for which the electrodes are suitable.</p> <p>2.05.02 Steel</p> <p>All steel materials to be used in construction within the purview of this specification shall comply with any of the following Indian Standard Specifications as may be applicable:</p> <p>a) IS: 2062 - Steel for general structural purposes</p> <p>b) IS: 961 - Structural steel High Tensile</p> <p>c) IS: 1977 - Structural steel (Ordinary quality) St-42-0</p> <p>In case of imported steel materials being used, these shall conform to specifications equivalent to any of the above as may be applicable.</p> <p>2.05.03 Rivet Steel</p> <p>All rivet steel used in construction within the purview of this Specification shall comply with one of the following Indian Standard Specifications as may be applicable:</p> <p>a) IS: 1148 - Rivet Bars for structural purpose</p> <p>b) IS: 1149 - High tensile rivet bars for structural purposes. Where high tensile steel is specified for rivets, steps shall be taken to ensure that the rivets are so manufactured that they can be driven and heads formed satisfactorily without the physical properties of steel being impaired.</p> <p>2.05.04 Electrodes</p> <p>All electrodes to be used under the Contract shall be of approved reputed manufacture, low hydrogen electrode and shall comply with any of the following Indian Standard Specifications as may be applicable</p> <p>a) IS: 814 - Covered electrodes for metal arc welding of structural steel</p> <p>b) IS: 815 - Classification and coding of covered electrodes for metal arc welding of mild steel and low alloy high tensile steel</p> <p>c) IS: 1442 - Covered electrodes for the metal arc welding of high tensile structural steel</p>	


	TITLE: TECHNICAL SPECIFICATION FOR FABRICATION OF STRUCTURAL STEEL WORK	SPECIFICATION NO. PE-TS-999-600-C017 VOLUME - II B SECTION - D SUBSECTION -D17 REV.NO. 0 DATE 03/10/2017 SHEET 8 OF 41
	<p>d) IS: 7280 - Bare wire electrodes for submerged arc welding of structural steels</p> <p>2.05.05 Bolts and Nuts</p> <p>All bolts and nuts shall conform to the requirements of Indian Standard Specification IS: 1367 - Technical Supply Conditions for Threaded Fasteners.</p> <p>Materials for Bolts and nuts under the purview of this contract shall comply with any of the following Indian Standard Specifications as may be applicable.</p> <p>a) Mild Steel</p> <p>All mild steel for bolts and nuts when tested in accordance with the following Indian Standard Specification shall have a tensile strength of not less than 44 Kg/mm² and a minimum elongation of 23 per cent on a gauge length of 5.6 \sqrt{A}, where "A" is the cross sectional area of the test specimen</p> <p>i) IS: 1367: Technical supply conditions for threaded fasteners</p> <p>ii) IS: 1608: Method for tensile testing of steel products other than sheet, strip, wire and tube</p> <p>b) High Tensile Steel</p> <p>The material used for the manufacture of high tensile steel bolts and nuts shall have the mechanical properties appropriate to the particular class of steel as set out in IS: 1367 or as approved by the Engineer.</p> <p>2.05.06 Washers</p> <p>Washers shall be made of steel conforming to any of the following Indian Standard Specifications as may be applicable under the provisions of the Contract:</p> <p>a) IS: 2062 - Steel for general structural purposes</p> <p>b) IS: 961 - Structural Steel (High Tensile Quality)</p> <p>c) IS: 1977 - Structural steel (Ordinary Quality) St-42-0</p> <p>d) IS: 6649 - Hardened washers</p>	


 Maharatna Company	TITLE: TECHNICAL SPECIFICATION FOR FABRICATION OF STRUCTURAL STEEL WORK	SPECIFICATION NO. PE-TS-999-600-C017			
		VOLUME - II B			
		SECTION - D		SUBSECTION -D17	
		REV.NO.	0	DATE	03/10/2017
		SHEET	10	OF	41


2.08.00	ELECTRO FORGED STEEL GRATINGS
2.08.01	Factory made fabricated electro forged gratings unit with steel conforming to IS: 2062 shall be supplied, fabricated, transported, erected and aligned in floorings, platforms, drain and trench covers, walkways, passages, staircases with edge binding strips and anti skid nosing in treads etc.
2.08.02	All grating units shall be rectangular in pattern and electro forged. The size and the spacing of the bearing bars and cross bars shall be as detailed in fabrication drawings. The contractor shall submit the grating design for different spans and load intensities along with fabrication drawings. The depth of the grating unit shall be 40 mm, unless specified otherwise.
2.08.03	The gratings shall be made up in panel units designed to coincide with the span of the structural steel framing or openings as indicated in the design/scope drawings. Maximum possible standardization of the grating panel sizes shall be tried and designed.
2.08.04	The grating unit shall be accurately fabricated and finished, free from wraps, twists, or any defects that would impair their strength, serviceability, and appearance.
2.08.05	Grating work shall include cut outs and clearance opening for all columns, pipes, ducts, conduits or any other installation penetrating through the grating work. Such cut outs and clearances shall be treated as specified in subsequent clauses.
2.08.06	The gratings shall be notched, trimmed and neatly finished around flanges and webs of the columns, moment connections, cap plates, and such other components of the steel structures encountered during the placement of the gratings. In all such cases, the trimming shall be done to follow the profile of the components encountered. After trimming, the binding strip shall be provided on the grating to suit the profile so obtained.
2.08.07	Opening in gratings for pipes or ducts that are 150mm in size or diameter or larger shall be provided with steel bar toe plates of not less than 5mm thickness and appropriate width, set flush with the bottom of the bearing bars.
2.08.08	Penetrations in gratings that are more than 50mm but less than 150mm in size or diameter shall be welded with plates of size shown in the detailed drawings set flush with the bottom of the grating panel.
2.08.09	Unless otherwise indicated on the drawings, grating units at all penetrations shall be made up in split section, accurately fitted and neatly finished to provide for proper assembly and erection at the job site.


 BHEL Bharat Heavy Electricals Limited	TITLE: TECHNICAL SPECIFICATION FOR FABRICATION OF STRUCTURAL STEEL WORK	SPECIFICATION NO. PE-TS-999-600-C017 VOLUME - II B SECTION - D SUBSECTION -D17 REV.NO. 0 DATE 03/10/2017 SHEET 12 OF 41																					
	<p>the steel, blistered surface, flaking or peeling off etc. The presence of any of these defects noticed on visual or microscopic inspection shall render the material liable to rejection.</p> <p>2.09.05 There shall be no flaking or loosening when struck squarely with a chisel faced hammer. The galvanized steel member shall withstand minimum four one minute dips in copper sulphate solution as per IS: 2633.</p> <p>2.09.06 When the steel section is removed from the galvanizing kettle, excess spelter shall be removed by 'bumping'. The processes known as 'wiping' or 'scrapping' shall not be used for this purpose.</p> <p>2.09.07 Defects in certain members indicating presence of impurities in the galvanizing bath in quantities larger than that permitted by the specifications or lack of quality control in any manner in the galvanizing plant, shall render the entire, production in the relevant shift liable to rejection.</p> <p>2.09.08 All structural steel shall be treated with sodium dichromate or an approved equivalent solution after galvanizing; so as to prevent white storage stains.</p> <p>2.09.09 If the galvanizing of any member is damaged, the Engineer shall be shown of the extent of damage, if so directed the galvanizing may have to be redone in the similar manner as stated above at no extra cost to the Owner.</p> <p>2.10.00 STAINLESS STEEL HOPPERS (As per BOQ item)</p> <p>2.10.01 Material</p> <p>In case SS Hopper is to be fabricated & erected as per BOQ item with SS415M, following specification shall be followed. Stainless steel hopper of grade SS 415M as manufactured by SAIL or equivalent shall be provided in the lower portion of bunker hopper. SS 4 15M having the following chemical composition shall be used.</p> <table> <thead> <tr> <th>Material</th><th>%</th><th>Remarks</th></tr> </thead> <tbody> <tr> <td>Carbon</td><td>10.03%</td><td>Max.</td></tr> <tr> <td>Silicon</td><td>1.60%</td><td>Max.</td></tr> <tr> <td>Manganese</td><td>0.80% to 1.50%</td><td></td></tr> <tr> <td>Phosphorous</td><td>0.03%</td><td>Max.</td></tr> <tr> <td>Sulphur</td><td>0.03%</td><td>Max.</td></tr> <tr> <td>Chromium</td><td>10.80% to 12.50%</td><td></td></tr> </tbody> </table>	Material	%	Remarks	Carbon	10.03%	Max.	Silicon	1.60%	Max.	Manganese	0.80% to 1.50%		Phosphorous	0.03%	Max.	Sulphur	0.03%	Max.	Chromium	10.80% to 12.50%		
Material	%	Remarks																					
Carbon	10.03%	Max.																					
Silicon	1.60%	Max.																					
Manganese	0.80% to 1.50%																						
Phosphorous	0.03%	Max.																					
Sulphur	0.03%	Max.																					
Chromium	10.80% to 12.50%																						


 Maharatna Company	TITLE: TECHNICAL SPECIFICATION FOR FABRICATION OF STRUCTURAL STEEL WORK	SPECIFICATION NO. PE-TS-999-600-C017																											
		VOLUME - II B																											
		SECTION - D		SUBSECTION -D17																									
		REV.NO.	0	DATE	03/10/2017																								
		SHEET	13	OF	41																								
<table><tr><td>Nickel</td><td>1.50%</td><td>Max.</td></tr><tr><td>Titanium</td><td>0.75%</td><td>Max.</td></tr><tr><td>Nitrogen</td><td>0.03%</td><td>Max.</td></tr></table> <p>The mechanical properties shall be as follows:</p> <table><tr><td>Description</td><td>Value</td><td>Remarks</td></tr><tr><td>Hardness Rock Well B Scale</td><td>90</td><td>Max.</td></tr><tr><td>Tensile Strength</td><td>450 MPa</td><td>Min.</td></tr><tr><td>Yield Strength</td><td>300 MPa</td><td>Min.</td></tr><tr><td>Elongation</td><td>25%</td><td>Min.</td></tr></table>						Nickel	1.50%	Max.	Titanium	0.75%	Max.	Nitrogen	0.03%	Max.	Description	Value	Remarks	Hardness Rock Well B Scale	90	Max.	Tensile Strength	450 MPa	Min.	Yield Strength	300 MPa	Min.	Elongation	25%	Min.
Nickel	1.50%	Max.																											
Titanium	0.75%	Max.																											
Nitrogen	0.03%	Max.																											
Description	Value	Remarks																											
Hardness Rock Well B Scale	90	Max.																											
Tensile Strength	450 MPa	Min.																											
Yield Strength	300 MPa	Min.																											
Elongation	25%	Min.																											
2.10.02	<p>Fabrication</p> <p>The fabrication, erection, alignment and welding shall be carried out as per the accepted practice and in accordance with relevant I.S. and international specification as well as stipulations contained herein. Fabrication drawings shall be prepared by the contractor on the basis of the design / scope drawings furnished by Engineer. The fabrication and erection works shall be done as per the approved fabrication drawings.</p>																												
2.10.03	<p>Fabrication Drawings</p> <p>a) Fabrication drawing shall give the cutting plan for each hopper plate. Such, cutting plan shall be based on the size of the Stainless Steel plate available at store. In order to reduce the wastage and ensure the maximum utilization of stainless steel plate, the cutting plan shall take in the consideration of the reverse curvature and place the various elements of hopper plate in opposite fashion to reduce the end wastage. Similarly, the hopper plate element having different radii shall be placed one inside the other, to optimize the stainless steel plate use. Such optimization may also require adjustment in the size of each element of hopper plate and also additional weld joints.</p> <p>b) The bill of material of hopper plate shall indicate the inner surface area of the hopper, weight of the hopper based on the inner surface area, weight of each of the cut plate of hopper fabrication, weight of cut and scrap pieces generated. Contractor shall return to the Owner’s store all unutilized (surplus) stainless steel plates and all waste and cut pieces generated. Non return of any part of the surplus/waste steel pieces to the Owner’s store</p>																												


 BHEL Maharatna Company	TITLE: TECHNICAL SPECIFICATION FOR FABRICATION OF STRUCTURAL STEEL WORK	SPECIFICATION NO. PE-TS-999-600-C017 VOLUME - II B SECTION - D SUBSECTION -D17 REV.NO. 0 DATE 03/10/2017 SHEET 14 OF 41
	<p>will call for the penal recovery at three (03) times the maximum procurement rate for the weight of stainless steel pieces not returned to the store.</p> <p>c) In case the contractor does the cutting of the stainless steel without approved cutting plan then all the wastage (i.e. the difference between the weight of stainless steel plate cuts and the actual finished weight considered for the measurement for payment) shall be subjected to the penal recovery at the rate mentioned above.</p> <p>2.10.04 Cuffing</p> <p>Cutting may be affected by shearing, or by using plasma. The cut edges of all plates shall be perfectly straight and uniform through out. Cutting shall be done as per the cutting plan shown in the fabrication drawing. Should the Engineer find it necessary, the edges shall be ground smooth afterwards by contractor within the unit rates quoted by him. All the edge s shall be ground smooth before they are welded.</p> <p>2.10.05 Jointing</p> <p>Welding shall join stainless steel. All weld joints (along the inclined plane) shall be staggered. Any common welding process can weld stainless steel viz. MIG, metal arc or plasma using the covered compatible electrodes as per IS: 5206 or by inert gas arc welding as per IS: 2811. Shielding gas shall be Argon + Hydrogen mixture or Argon + Oxygen mixture. However, Argon + Oxygen mixture shall be preferred. Carbon-di-oxide mixture shall be avoided. 308L and 315L electrodes/fillers shall be used for the welding of Stainless Steel to Stainless Steel and Stainless Steel to Mild Steel respectively. However, the welding process and the type of the electrodes to be used for welding shall be as per welding procedure, as approved by the Engineer. On the basis of the welding procedure, the Contractor shall conduct qualification test.</p> <p>2.10.06 Bending</p> <p>The stainless steel plates shall be subjected to cold forming and bending in order to get the desired shape and profile.</p> <p>2.10.07 Welding sequence</p> <p>The type of electrodes, welding sequence, preheat and interpass temperature and post weld heat treatment shall be as approved by the Engineer.</p> <p>2.10.08 Acceptance Criteria of Fabricated Structures</p> <p>The acceptance of the fabricated structure work shall depend upon correct dimensions and alignment, absence of distortion in the structure, satisfactory</p>	


	TITLE: TECHNICAL SPECIFICATION FOR FABRICATION OF STRUCTURAL STEEL WORK	SPECIFICATION NO. PE-TS-999-600-C017 VOLUME - II B SECTION - D SUBSECTION -D17 REV.NO. 0 DATE 03/10/2017 SHEET 15 OF 41
	<p>results from the inspection and testing of the welded structure joints and the test specimens, general workmanship being good meeting the tolerance requirements given in IS: 7215.</p> <p>2.11.00 BEARINGS</p> <p>2.11.01 PTFE (Poly tetra fluorethylene) slide bearing</p> <p>a) General</p> <p>The bearings shall consist of upper and lower units. The upper unit shall include a sole plate with mirror finish stainless steel facing bonded to the bottom surface of the sole plate. The lower unit shall consist of a relevant laminated elastomers pad surfaced with PTFE. A rigid confining medium substructure bonds the PTFE to the pad. When the upper and lower units are mated the stainless steel slides on the PTFE surface with an extremely low coefficient of friction. These bearings shall be designed as per the performance requirements. The bearing shall be of reputed make and manufacturer as approved by Engineer, for required vertical loads, as per the construction drawings and for a maximum displacement of ± 50 mm.</p> <p>b) Material</p> <p>PTFE bearing shall be sliding against highly polished stainless steel and the coefficient of friction between them shall be less than 0.06 at 55 kg/cm². In order to prevent cold flow in the PTFE surface it shall be rigidly bonded by a special high temperature resistant adhesive to the stainless steel sub-strata. The stainless steel surface, which slides against the PTFE, is mirror polished. The stainless steel shall be bonded to the top plate by special high strength adhesive. The thickness of the stainless steel shall be between 1.0 to 1.5mm.</p> <p>The resilient bearing pad shall consist of multiple layers of lightweight fabric impregnated with a high quality elastomer compound vulcanized into slabs of uniform standard thickness as per the requirement. This shall withstand vertical (compressive) load not less than 500 kg/cm² and shear loads upto 40 kg/cm².</p> <p>c) Installation</p> <p>The seating area for PTFE bearing shall be prepared accurately level and furnished with a thin layer of epoxy resin mortar. The bearing will be placed on this layer while it is still workable and the bearing is levelled. The bearing should not be displaced as the beam is lowered into position. When the mortar and adhesive are fully set and the beam slightly above the top of the bearing. The upper surface of the bearing shall then be coated with sufficient thickness of epoxy resin mortar so that when the</p>	


 BHEL Bharat Heavy Electricals Limited	TITLE: TECHNICAL SPECIFICATION FOR FABRICATION OF STRUCTURAL STEEL WORK	SPECIFICATION NO. PE-TS-999-600-C017	
		VOLUME - II B	
		SECTION - D	SUBSECTION -D17
		REV.NO. 0	DATE 03/10/2017
		SHEET 16	OF 41
		beam is lowered on to the temporary supports it comes into full contact with the mortar and some is squeezed out. The surplus shall be troweled off and after the mortar is fully set the temporary supports removed.	
2.12.00	Storage of material		
2.12.01	General		
	<p>All materials shall be so stored as to prevent deterioration and to ensure the preservation of their quality and fitness for the work. Any material, which has deteriorated or has been damaged, shall be removed from the contractor's yard immediately, failing which, the Engineer shall be at liberty to get the material removed and the cost incurred thereof shall be realised from the Contractor. The Contractor shall maintain upto date accounts in respect of receipt, use, and balance of all sizes and sections of steel and other materials. In case the fabrication is carried out in contractor's fabrication shop outside the plant site where other fabrication works are also carried out, all materials meant for use in this contract shall be stacked separately with easily identifiable marks.</p>		
2.12.02	Steel		
	<p>The steel to be used in fabrication and the resulting cut-pieces shall be stored in separate stacks off the ground section wise and lengthwise so that they can be easily inspected, measured, and accounted for at any time. If required by the Engineer, the materials may have to be stored under cover and suitably painted for protection against weather.</p>		
2.12.03	Electrodes		
	<p>The electrodes for electric arc welding shall be stored in properly designed racks, separating different types of electrodes in distinctly marked compartments. The electrodes shall be kept in a dry and warm condition if necessary by resorting to heating.</p>		
2.12.04	Bolts, Nuts and Washers		
	<p>Bolts, nuts and washers and other fastening materials shall be stored on racks off the ground with a coating of suitable protective oil. These shall be stored in separate gunny bags or compartments according to diameter, length, and quality.</p>		
2.12.05	Paints		
	<p>Paints shall be stored under cover in air tight containers. Paints supplied in sealed containers shall be used up as soon as possible once the container is opened.</p>		


	TITLE: TECHNICAL SPECIFICATION FOR FABRICATION OF STRUCTURAL STEEL WORK	SPECIFICATION NO. PE-TS-999-600-C017 VOLUME - II B SECTION - D SUBSECTION -D17 REV.NO. 0 DATE 03/10/2017 SHEET 17 OF 41
2.13.00	Quality Control <p>The Contractor shall establish and maintain quality control procedures for different items of work and materials to the extent he deems necessary to ensure that all work is performed in accordance with this specification. In addition to the Contractor's quality control procedures, materials and workmanship at all times shall be subjected to inspection by the Engineer or Engineer's representative. As far as possible, all inspection by the Engineer or Engineer's representative shall be made at the Contractor's fabrication shop whether located at Site or elsewhere. The Contractor shall co-operate with the Engineer or Engineer's representative in permitting access for inspection to all places where work is being done and in providing free of cost all necessary help in respect of tools and plants, instrument, labour and materials required to carry out the inspection. The inspection shall be so scheduled as to provide the minimum interruption to the work of the Contractor.</p> <p>Materials or workmanship not in reasonable conformance with the provisions of this Specification may be rejected at any time during the progress of the work.</p> <p>The quality control procedure shall cover but not be limited to the following items of work</p> <ol style="list-style-type: none"> Steel: Quality manufacturer's test certificates, test reports of representative samples of materials from unidentified stocks if permitted to be used. Rivets, Bolts, Nuts & Washers : Manufacturer's certificate, dimension checks, material testing. Electrodes : Manufacturer's certificate, thickness and quality of flux coating. Welders : Qualifying Tests Welding sets : Performance Tests Welds : Inspection, X-ray, Ultrasonic tests Paints : Manufacturer's certificate, physical inspection reports Galvanizing : Tests in accordance with IS 2633 - Method for testing uniformity of coating on Zinc Coated Articles and IS : 4759 - Specification for Hot-Dip Zinc coatings on Structural Steel and other allied products. 	


 BHEL Bharat Heavy Electricals Limited	TITLE: TECHNICAL SPECIFICATION FOR FABRICATION OF STRUCTURAL STEEL WORK	SPECIFICATION NO. PE-TS-999-600-C017 VOLUME - II B SECTION - D SUBSECTION -D17 REV.NO. 0 DATE 03/10/2017 SHEET 18 OF 41
	<p>2.14.00 Standard dimensions, forms and weights</p> <p>The dimensions, forms, weights and tolerances of all rolled shapes rivets, bolts, nuts, studs, washers etc. and other members used in the fabrication of any structure shall, wherever applicable, conform to the requirements of the latest relevant Indian Standards, wherever they exist, or, in the absence of Indian Standards, to other equivalent standards.</p> <p>2.15.00 Fabrication Drawings</p> <p>The contractor shall within thirty (30) days after the award of the Contract submit to the Engineer the Schedule of Fabrication and erection of structural Steelworks, for approval. Within one week after receipt of approval on design of any steel structure (part or full) based on the approved design. As decided by the Engineer, six (6) copies each of some or all of the detailed fabrication drawings will have to be submitted for approval.</p> <p>The sequence of preparation of fabrication drawings shall match with the approved fabrication and erection schedule. The above-mentioned approval for fabrication drawings will be accorded only towards the general conformity with the design requirements as well as specifications. The approval of drawing however shall not relieve the contractor of his sole responsibility in carrying out the work correctly and fulfilling the complete requirements of contract documents.</p> <p>The fabrication drawings shall include but not limited to the following:</p> <ol style="list-style-type: none"> Assembly drawings giving exact sizes of the sections to be used and identification marks of the various sections. Dimensional drawings of base plates, foundation bolts location etc. Comparison sheets to show that the proposed alternative section, if any, is as strong as the original sections shown on the Design Drawings. Complete Bill of Materials and detailed drawings of all sections as also their billing weights. Any other drawings or calculations that may be required for the clarification of the works or substituted parts thereof. <p>These drawings shall give all the necessary information for the fabrication, erection, and painting of the steelwork in accordance with the provisions of this Specification. Fabrication drawings shall be made in accordance with the best modern practice and with due regard to sequence, speed and economy in fabrication and erection. Fabrication drawings shall give complete information</p>	


	TITLE: TECHNICAL SPECIFICATION FOR FABRICATION OF STRUCTURAL STEEL WORK	SPECIFICATION NO. PE-TS-999-600-C017 VOLUME - II B SECTION - D SUBSECTION -D17 REV.NO. 0 DATE 03/10/2017 SHEET 19 OF 41
	<p>necessary for fabrication of the various components of the steelwork, including the location, type, size, and extent of welds. These shall also clearly distinguish between shop and field rivets, bolts, and welds and specify the class of bolts and nuts. The drawings shall be drawn to a scale large enough to convey all the necessary information adequately. Notes on the fabrication drawings shall indicate those joints or groups of joints in which it is particularly important that the welding sequence and technique of welding shall be carefully controlled to minimize the locked up stresses and distortion. Welding symbols used shall be in accordance with the requirements of the Indian Standard Specification. IS: 813 - Scheme of symbols for Welding, and shall be consistent throughout. Weld lengths called for on the drawings shall mean the net effective length.</p> <p>The Contractor shall be responsible for and shall carry out at his cost any alterations of the work due to any discrepancies, errors or omissions on the drawings or other particulars supplied by him, whether such drawings or other particulars have been duly approved or not in accordance with the Contract.</p> <p>3.00.00 WORKMANSHIP</p> <p>3.01.00 Fabrication</p> <p>3.01.01 General</p> <p>All workmanship shall be equal to the best practice in modern structural shops, and shall conform to the provisions of the Indian Standard IS: 800 - Code of Practice for general construction in steel and other relevant Indian Standards or equivalent.</p> <p>3.01.02 Straightening Material</p> <p>Rolled materials before being laid off or worked, must be clean, free from sharp kinks, bends or twists and straight within the tolerances allowed by the Indian Standard Specification on IS: 1552 - Specification for rolling and cutting tolerance for hot-rolled steel products. If straightening is necessary, it may be done by mechanical means or by the application of a limited amount of localized heat. The temperature of heated areas, as measured by approved methods, shall not exceed 600°C.</p> <p>3.01.03 Cutting</p> <p>Shearing, cropping, or sawing shall affect cutting. Use of a mechanically controlled gas-cutting torch may be permitted for mild steel only. Gas cutting of high tensile steel may also be permitted provided special care is taken to leave sufficient metal to be removed by machining, so that all metal that has been hardened by flame is removed. Gas cutting without a mechanically controlled torch may be permitted if special care is taken and done under</p>	


 BHEL Maharatna Company	TITLE: TECHNICAL SPECIFICATION FOR FABRICATION OF STRUCTURAL STEEL WORK	SPECIFICATION NO. PE-TS-999-600-C017 VOLUME - II B SECTION - D SUBSECTION -D17 REV.NO. 0 DATE 03/10/2017 SHEET 20 OF 41
	<p>expert hand, subject to the approval of the Engineer.</p> <p>To determine the effective size of members cut by gas, 3 mm shall be deducted from each cut edge. Gas cut edges, which will be subjected to substantial stress or which are to have weld metal deposited on them, shall be reasonably free from gouges, occasional notches or gouges not more than 4 mm deep will be permitted. Gouges greater than 4 mm that remain from cutting shall be removed by grinding. All re-entrant corners shall be shaped notch free to a radius of at least 12 mm. Shearing, cropping and gas cutting shall be clean, reasonably square and free from any distortion.</p> <p>3.01.04 Planning of edges</p> <p>Planning or finishing of sheared or cropped edges of plates or shapes or of edges gas-cut with a mechanically controlled torch shall not be required, unless specifically required by design and called for on the drawings, included in a stipulation for edge preparation for welding or as may be required after the inspection of the cut surface. Surface cut with hand-flame shall generally be ground, unless specifically instructed otherwise by the Engineer.</p> <p>3.01.05 Clearances</p> <p>The erection clearance for cleated ends of members connecting steel to steel shall preferably be not greater than 2 mm at each end. The erection clearance at ends of beams web shall be not more than 3 mm at each end, but where for practical reasons greater clearance is necessary, suitably designed cheatings shall be provided.</p> <p>3.02.00 Riveted and bolted construction</p> <p>3.02.01 Holes</p> <p>Holes through more than one thickness of material for members, such as compound stanchions and girder flanges, shall be drilled after the members are assembled and tightly clamped or bolted together. Punching may be permitted before assembly, if the thickness of the material is not greater than the nominal diameter of rivet or bolt plus 3 mm subject to a maximum thickness of 16 mm provided that the holes are punched 3 mm less in diameter than the required size and reamed after assembly to the full diameter.</p> <p>Holes for rivets or black bolts shall be not more than 1.5 mm or 2.0 mm (depending on whether the diameter of the rivet or bolt is less or more than or equal to 25 mm) larger in diameter than the nominal diameter of the rivet or black bolt passing through them.</p> <p>Holes for turned and fitted bolts shall be drilled to a diameter equal to the nominal diameter of the shank or barrel subject to a tolerance grade of BS as</p>	


 BHEL Bharat Heavy Electricals Limited	TITLE: TECHNICAL SPECIFICATION FOR FABRICATION OF STRUCTURAL STEEL WORK	SPECIFICATION NO. PE-TS-999-600-C017 <hr/> VOLUME - II B <hr/> SECTION - D SUBSECTION -D17 <hr/> REV.NO. 0 DATE 03/10/2017 <hr/> SHEET 21 OF 41
	<p>specified in IS: 919. Parts to be connected shall be firmly held together by tacking welds or clamps and the holes drilled through all the thicknesses in one operation and subsequently reamed to size. Holes not drilled through all thickness in one operation shall be drilled to a smaller size and reamed out after assembly.</p> <p>Holes for rivets or bolts shall not be formed by gas cutting process.</p> <p>3.02.02 Assembly</p> <p>All parts of riveted members shall be well pinned or bolted and rigidly held together while riveting. Drifting to enlarge unmatching holes shall not generally be permitted. In case drifting is permitted to a slight extent during assembly, it shall not distort the metal or enlarge the holes. Holes that must be enlarged to admit the rivets or bolts shall be reamed. Poor matching of holes shall be cause for rejection. The component parts shall be so assembled that they are neither twisted not otherwise damaged, and shall be so prepared that the specified cambers, if any, are maintained.</p> <p>Rivets shall ordinarily be hot driven, in which case their finished heads shall be approximately hemispherical in shape and shall be of uniform size throughout the work for rivets of the same size full, neatly finished and concentric with he holes. Rivets shall be heated uniformly to a temperature not exceeding 1 125°C they shall not be driven after their temperature has fallen below 540°C.</p> <p>Rivets shall be driven by power riveters, of either compression or manually operated type, employing pneumatic, hydraulic or electric power. Hand driven rivets shall not be allowed unless in exceptional cases specifically approved by the Engineer. After driving, rivets shall be tight, shall completely fill the holes and their heads shall be in full contact with the surface. In case of countersunk rivets, the countersinking shall be fully filled by the rivet, any proudness of the countersunk head being dressed off flush, if required.</p> <p>Riveted members shall have all parts firmly drawn and held together before and during riveting and special care shall be taken in this respect for all single riveted connections. For multiple riveted connections, a service bolt shall be provided in every third or fourth hole.</p> <p>All loose, burnt, or otherwise defective rivets shall be cut out and replaced and special care shall be taken to inspect all single riveted connections. Special care shall also be taken in heating and driving long rivets. The Contractor shall prove the quality of riveting by cutting some rivets chosen at random by the Engineer. No extra payment will be made to the Contractor for such cutting and replacing. Riveting work, for any particular section or group, will be considered satisfactory when at least 90% of the corresponding cut rivets is found to be sound. If the ratio is below 75%, all the rivets in the particular</p>	


 BHEL Maharatna Company	TITLE: TECHNICAL SPECIFICATION FOR FABRICATION OF STRUCTURAL STEEL WORK	SPECIFICATION NO. PE-TS-999-600-C017 VOLUME - II B SECTION - D SUBSECTION -D17 REV.NO. 0 DATE 03/10/2017 SHEET 22 OF 41
	<p>section or group shall be cut, removed and replaced and tested again at the Contractor's expense. For cases between 75% and 90% the engineer shall have the option to instruct cutting and replacing any number of further rivets at the Contractor's cost as he deems necessary.</p> <p>Bolted construction shall be permitted only in case of field connections if called for on the Drawings and is subjected to the limitation of particular connections as may be specified. In special cases, however, shop bolt connections may be allowed if shown on drawing or directed by the Engineer.</p> <p>Washers shall be tapered or otherwise suitably shaped, where necessary, to give the heads and nuts of bolts a satisfactory bearing. The threaded portion of each bolt shall project through the nut at least one thread. In all cases the bolt shall be provided with a washer of sufficient thickness under the nut to avoid any threaded portion of the bolt being within the thickness of the parts bolted together. In addition to the normal washer one spring washer or lock nut shall be provided for each bolt for connections subjected to vibrating forces or otherwise as may be specified on the Drawings.</p> <p>3.03.00 Welded Construction</p> <p>3.03.01 General</p> <p>Welding shall be in accordance with relevant Indian Standards and as supplemented in the Specification. Welding shall be done by experienced and good welders who have been qualified by tests in accordance with IS: 817.</p> <p>3.03.02 Preparation of material</p> <p>Surface to be welded shall be free from loose scale, slag, rust, grease, paint, and any other foreign material except that mill scale, which withstands vigorous wire brushing, may remain. Joint surfaces shall be free from fins and tears. Preparation of edges by gas cutting shall, wherever practicable, be done by a mechanically guided torch.</p> <p>3.03.03 Assembling</p> <p>Parts to be fillet welded shall be brought in, as close contact as practicable and in no event shall be separated by more than 4 mm. If the separation is 1.5 mm or greater, the size of the fillet welds shall be increased by the amount of the separation. The fit of joints at contact surfaces, which are not completely sealed by, welds, shall be close enough to exclude water after painting. Abutting parts to be butt-welded shall be carefully aligned. Misalignments greater than 3 mm shall be corrected and in making the correction the parts shall not be drawn into a sharper slope than two degrees (2°).</p> <p>The work shall be positioned for flat welding whenever practicable.</p>	


	TITLE: TECHNICAL SPECIFICATION FOR FABRICATION OF STRUCTURAL STEEL WORK	SPECIFICATION NO. PE-TS-999-600-C017 VOLUME - II B SECTION - D SUBSECTION -D17 REV.NO. 0 DATE 03/10/2017 SHEET 23 OF 41
3.03.04	Welding Sequence <p>In assembling and joining parts of a structure or of built-up members, the procedure and sequence of welding shall be such as will avoid needless distortion and minimize shrinkage stresses in the closing welds of a rigid assembly, such closing welds shall be made in compression elements.</p> <p>In the fabrication of cover-plated beams and built-up members, all shop splices in each component part shall be made before such component part is welded to other parts of the member. Long girders or girder sections may be made by shod splicing not more than three sub-sections, each made in accordance with this paragraph.</p> <p>When required by the Engineer, welded assemblies shall be stress relieved by heat-treating in accordance with the provisions of the relevant Indian Standard or any other Standard approved by the Engineer.</p>	
3.03.05	Welding technique <p>All complete penetration groove welds made by manual welding, except when produced with the aid of backing material not more than 8 mm thick with root opening not less than one-half the thickness of the thinner part joined, shall have the root of the initial layer gouged out on the back side before welding is started from that side, and shall be so welded as to secure sound metal and complete fusion throughout the entire cross-section. Groove welds made with the use of the backing of the same material, as the base metal shall have the weld metal thoroughly fused with the backing material. Backing strips need not be removed. If required, they may be removed by gouging or gas cutting after welding is completed, provided no injury is done to the base metal and weld metal and the weld metal surface is left flush or slightly convex with full throat thickness.</p> <p>Groove welds shall be terminated at the ends of a joint in a manner that will ensure their soundness. Where possible, this should be done by use of extension bars or run-off plates. Extension bars or run-off plates need not be removed upon completion of the weld unless otherwise specified elsewhere in the contract.</p> <p>To get the best and consistent quality of welding, automatic submerged arc process shall be preferred. The technique of welding employed, the appearance and quality of welds made, and the methods of correcting defective work shall all conform to the relevant Indian Standards.</p>	
3.03.12	Temperature <p>No welding shall normally be done on parent material at a temperature below (-) 5°C. However, if welding is to undertaken at low temperature, adequate</p>	


 BHEL Bharat Heavy Electricals Limited	TITLE: TECHNICAL SPECIFICATION FOR FABRICATION OF STRUCTURAL STEEL WORK	SPECIFICATION NO. PE-TS-999-600-C017 VOLUME - II B SECTION - D SUBSECTION -D17 REV.NO. 0 DATE 03/10/2017 SHEET 24 OF 41
	<p>precautions as recommended in relevant Indian Standard shall be taken. When the parent material is less than 40 mm thick and the temperature is between (-) 5°C and 0°C, the surface around the joint to a distance of 100 mm or 4 times the thickness of the material, whichever is greater, shall be preheated till it is hand warm. When the parent material is more than 40 mm thick, the temperature of the area mentioned above shall be in no case be less than 20°C. All requirements regarding preheating of the parent material shall be in accordance with the relevant Indian Standard.</p> <p>3.03. 13 Peening</p> <p>Where required, intermediate layers of multiple-layer welds may be peened with light blows from a power hammer, using a round-nose tool, peening shall be done after the weld has cooled to a temperature warm to the hand. Care shall be exercised to prevent scaling or flaking of weld and base metal from over peening.</p> <p>3.03. 14 Equipment</p> <p>These shall be capable of producing proper current so that the operator may produce satisfactory welds. The welding machine shall be of a type and capacity as recommended by the manufacturers of electrodes or as may be approved by the engineer.</p> <p>3.04.00 Finish</p> <p>Column splices and butt joints of compression members depending on contact for stress transmission shall be accurately machined and close-butt over the whole section with a clearance not exceeding 0.1 mm locally at any place. In column caps and bases, the ends of shafts together with the attached gussets, angles, channels etc; after welding/riveting together, should be accurately machined so that the parts connected butt over the entire surfaces of contact. Care should be taken that those connecting angles of channels are fixed with such accuracy that they are not reduced in thickness by machining by more than 1.0 mm.</p> <p>3.05.00 Slab bases and caps</p> <p>Bases and caps fabricated out of steel slabs, except when cut material with true surface, shall be accurately machined over the bearing surface and shall be in effective contact with the end of the stanchion. A bearing face, which is to be grouted direct to a foundation, need not be machined if such face is true and parallel to the upper face.</p> <p>To facilitate grouting, holes shall be provided, where necessary, in stanchion bases for the escape of air.</p>	


 BHEL Bharat Heavy Electricals Limited	TITLE: TECHNICAL SPECIFICATION FOR FABRICATION OF STRUCTURAL STEEL WORK	SPECIFICATION NO. PE-TS-999-600-C017 VOLUME - II B SECTION - D SUBSECTION -D17 REV.NO. 0 DATE 03/10/2017 SHEET 25 OF 41
	<p>3. 12.00 Lacing bars</p> <p>The ends of lacing bars shall be neat and free from burns.</p> <p>3. 13.00 Separators</p> <p>Rolled section or built-up steel separators or diaphragms shall be required for all double beams except where encased in concrete, in which case, pipe separators shall be used.</p> <p>3.14.00 Bearing Plates</p> <p>Provision shall be made for all necessary steel bearing plates to take up reaction of beams and columns and the required stiffeners and gussets whether or not specified in Drawings.</p> <p>3.15.00 Floor Grating</p> <p>All grating units shall be rectangular in pattern and of pressure locked assembly. The size and spacing of bearing bars and cross bars shall be as approved in detailed drawings. Alternatively, diamond pattern grating if approved may be used.</p> <p>The grating shall be made in panel units designed to span as indicated in structural steel framing drawing or as directed by the Engineer.</p> <p>The grating units shall be finished free from warps, twists, or any other defects. Grating work shall include cutouts and clearance openings for all columns, pipes, ducts, conduits etc. The gratings shall be notched, trimmed, and neatly finished around components of the steel structures encountered. Binding strip shall be provided on the grating to suit the profile. Openings in gratings shall be provided with steel bar toe plates of not less than 5 mm thickness and 100 mm width.</p> <p>Unless otherwise indicated on drawings, all penetrations of grating units shall be made up in split section, accurately fitted, and neatly finished. Grating units shall be provided with all necessary clips, bolts, lock washers etc. for proper assembly and installation on supporting steel members. Maximum deviation in linear dimension shall not exceed 12 mm.</p> <p>3.10.00 Chequered Plates</p> <p>Minimum thickness of chequered plate floorings, covers etc. shall be 6 mm O/P. Chequered plate shall be accurately cut to the required sizes and shapes and the cut edges properly ground. Stiffeners shall be provided wherever required from design consideration.</p>	


	TITLE: TECHNICAL SPECIFICATION FOR FABRICATION OF STRUCTURAL STEEL WORK	SPECIFICATION NO. PE-TS-999-600-C017 VOLUME - II B SECTION - D SUBSECTION -D17 REV.NO. 0 DATE 03/10/2017 SHEET 26 OF 41
3.11.00	Architectural Clearances Bearing plates and stiffener connections shall not be permitted to encroach on the designed architectural clearances. 3.11.00 Shop connections a) All shop connections shall be otherwise riveted or welded as specified on the Drawings. b) Heads of rivets on surfaces carrying brick walls shall be flattened to 10 mm thick projection. c) Certain connections, specified to be shop connections, may be changed to field connections if desired by the Engineer for convenience of erection and the contractor will have to make the desired changes at no extra cost to the exchequer. 3.13.00 Castings Steel castings shall be annealed. 3.14.00 Shop erection The steelwork shall be temporarily shop-erected complete or as directed by the Engineer so that accuracy of fit may be checked before dispatch. The parts shall be shop-erected with a sufficient number of parallel drifts to bring and keep the parts in place. In case of parts drilled or punched using steel jigs to make all similar parts interchangeable, the steelwork shall be shop erected in such a way as will facilitate the check of interchange ability.	


 Maharatna Company	TITLE: TECHNICAL SPECIFICATION FOR FABRICATION OF STRUCTURAL STEEL WORK	SPECIFICATION NO. PE-TS-999-600-C017 VOLUME - II B SECTION - D SUBSECTION -D17 REV.NO. 0 DATE 03/10/2017 SHEET 29 OF 41
	<p>not to injure the skin on galvanized surfaces during transport, handling, and erection. Damages, if occur, shall be made good in accordance or as directed by the Engineer.</p> <p>4.00.00 INSPECTION, TESTING, ACCEPTANCE CRITERIA AND DELIVERY</p> <p>4.01.00 Inspection</p> <p>Unless specified otherwise, inspection to all, work shall be made by the or Engineer's representative at the place of manufacture prior to delivery. The Engineer or his representative shall have free access at all reasonable times to those parts of the manufacturer's works which are concerned with the fabrication of the steelwork under this Contract and he shall be afforded all reasonable facilities for satisfying himself that the fabrication is being done in accordance with the provisions of this Specification.</p> <p>The Contractor shall provide free of charge, such labour, materials, electricity, fuel, water, stores, tools and plant, apparatus and instruments as may be required by the Engineer to carry out inspection and/or tests in accordance with the Contract. The Contractor shall guarantee compliance with the provisions of this Specification.</p> <p>4.02.00 Testing and Acceptance Criteria</p> <p>4.02.01 General</p> <p>The Contractor shall carry out sampling and testing in accordance with the relevant Indian Standards and as supplemented herein for the following items at his own Cost. The Contractor shall get the specimens tested in a laboratory approved by the Engineer and submit to the Engineer the test results in triplicate within 3 (three) days after completion of the test.</p> <p>4.02.02 Steel</p> <p>All steel supplied by, the Contractor shall conform, to the relevant Indian Standards. Except otherwise mentioned in the contract, only tested quality steel having mill test reports shall be used. In case unidentified steel materials are permitted to be used by the Engineer, random samples of materials will be taken from each unidentified lot of 50 M.T or less of any particular section for tests to conform to relevant Indian Standards. Cost of all tests shall be born by the contractor.</p> <p>All material shall be free from all imperfections, mill scales, slag intrusions, laminations, fittings, rusts etc. that may impair their strength, durability, and appearance.</p>	


	TITLE: TECHNICAL SPECIFICATION FOR FABRICATION OF STRUCTURAL STEEL WORK	SPECIFICATION NO. PE-TS-999-600-C017 VOLUME - II B SECTION - D SUBSECTION -D17 REV.NO. 0 DATE 03/10/2017 SHEET 30 OF 41
4.02.02	Welding <p>a) The weld surface shall be cleaned with steel wire brush to remove spatter metal, slag etc. and 100% of welds shall be inspected visually for size, length of weldment and external defects. Weld gauges shall be used for checking weld sizes. The surface shall be clean with regular beads and free from slags, cracks, blow-holes etc.</p> <p>b) Non-destructive examination shall be carried out to determine soundness of weldments as follows:</p> <p> i) 10% at random on fillet-joints.</p> <p> ii) 100% on all butt-joints.</p> <p>c) Should the ND tests indicate defects like improper root penetration, extensive blowholes, slag intrusion etc., such welds shall be back gauged, joints prepared again and rewelded. All defects shall be rectified by the Contractor at no extra costs.</p> <p>d) All electrodes shall be procured from approved reputed manufacturers with test certificates. The correct grade and size of electrode, which has not deteriorated in storage, shall be used. The inspection and testing of welding shall be performed in accordance with the provisions of the relevant Indian Standards or other equivalents. For every 50 tones of welded fabrication, the Engineer may ask for 1(one) test-destructive or non-destructive including X -ray, ultrasonic test or similar, the cost of which shall be borne by the Contractor.</p>	
4.02.04	Rivets, bolts, nuts and washers	
	<p>All rivets, bolts, nuts, and washers shall be procured from M/s. Guest Keen William Ltd. or equivalent and shall confirm to the relevant Indian Standards. If desired by the Engineer, representative samples of these materials may have to be tested in an approved laboratory and in accordance with the procedures described in relevant Indian Standards. Cost of all such testing shall have to be borne by the Contractor. In addition to testing the rivets by hammer, 2% (two per cent) of the rivets done shall have to be cut off by chisels to ascertain the fit, quality of material and workmanship. The removal of the cut rivets and re-installing new rivets shall be done by the Contractor at his own cost.</p>	
4.02.05	Shop painting <p>All paints and primers shall be of standard quality and procured from approved manufacturers and shall conform to the provisions of the relevant Indian Standards.</p>	


 BHEL Maharatna Company	TITLE: TECHNICAL SPECIFICATION FOR FABRICATION OF STRUCTURAL STEEL WORK	SPECIFICATION NO. PE-TS-999-600-C017 VOLUME - II B SECTION - D SUBSECTION -D17 REV.NO. 0 DATE 03/10/2017 SHEET 31 OF 41
	<p>4.02.12 Galvanizing</p> <p>All galvanizing shall be uniform and of standard quality when tested in accordance with IS: 2633 - Method for testing uniformity of coating on Zinc Coated Articles and 15: 4759 - specification for Hot-Dip Zinc Coatings on Structural Steel & other allied products.</p> <p>4.03.00 Tolerance</p> <p>The tolerances on the dimensions of individual rolled steel components shall be as specified in IS: 1852 - specification for rolling and Cutting Tolerances for Hot-rolled Steel Products. The tolerances on straightness, length etc. of various fabricated components (such as beams and girders, columns, crane gantry girder etc.) of the steel structures shall be as specified in IS: 721 - Tolerances for Fabrication of Steel Structures.</p> <p>4.04.00 Acceptance</p> <p>Should any structure or part of a structure be found not to comply with any of the provisions of this specification, the same shall be liable to rejection. No Structure or part of the structure once rejected, shall be offered again for test, except in cases where the Engineer considers the defects rectifiable. The Engineer may, at his discretion, check some of the tests at an appropriate laboratory at the contractors cost.</p> <p>When all tests to be performed in the Contractor's shop under the terms of this contract have been successfully carried out, the steelwork will be accepted forthwith and the Engineer will issue acceptance certificate, upon receipt of which, the items will be shop painted, packed and dispatched. No item to be delivered unless an acceptance certificate for the same has been issued. The satisfactory completion of these tests or the issue of the certificates shall not bind the Owner to accept the work, should it, on further tests before or after erection, be found not in compliance with the Contract.</p> <p>4.05.00 Delivery of materials</p> <p>4.05.01 General</p> <p>The Contractor will deliver the fabricated structural steel materials to site with all necessary field connection materials in such sequence as will permit the most efficient and economical performance of the erection work. The Owner may prescribe or control the sequence of delivery of materials, at his own discretion.</p>	


 BHEL Bharat Heavy Electricals Limited	TITLE: TECHNICAL SPECIFICATION FOR FABRICATION OF STRUCTURAL STEEL WORK	SPECIFICATION NO. PE-TS-999-600-C017 VOLUME - II B SECTION - D SUBSECTION -D17 REV.NO. 0 DATE 03/10/2017 SHEET 32 OF 41
	<p>4.05.02 Marking</p> <p>Each separate piece of fabricated steelwork shall be distinctly marked on all surfaces before delivery in accordance with the markings shown on approved erection drawings and shall bear such other marks as will further facilitate identification and erection.</p> <p>4.05.03 Shipping</p> <p>Shipping shall be strictly in accordance with the sequence stipulated in the agreed Programme. Contractor shall dispatch the materials to the e worksite securely protecting and packing the materials to avoid loss or damage during transport by rail, road or water. All parts shall be adequately braced to prevent damage in transit.</p> <p>Each bundle, bale or package delivered under this contract shall be marked on as many sides as possible and such distinct marking (all previous irrelevant markings being carefully obliterated) shall show the following:</p> <ul style="list-style-type: none"> a) Name and address of the consignee b) Name and address of the consignor c) Gross weight of the package in tonnes and its dimensions d) Identification marks and/or number of the package e) Custom registration number, if required <p>All markings shall be carried out with such materials as would ensure quick drying and indelibility.</p> <p>Each component or part or piece of material when shipped, shall be indelibly marked and/or tagged with reference to assembly drawings and corresponding piece numbers.</p> <p>Each packing case shall contain in duplicate in English a packing list pasted on to the inside of the cover in a water-proof envelope, quoting especially -</p> <ul style="list-style-type: none"> a) Name of the Contractor b) Number and date of the Contract c) Name of the office placing the contract d) Nomenclature of stores 	


 BHEL Maharatna Company	TITLE: TECHNICAL SPECIFICATION FOR FABRICATION OF STRUCTURAL STEEL WORK	SPECIFICATION NO. PE-TS-999-600-C017 VOLUME - II B SECTION - D SUBSECTION -D17 REV.NO. 0 DATE 03/10/2017 SHEET 33 OF 41
	<p>e) A schedule of parts or pieces, giving the parts or piece number with reference to assembly drawings and the quantity of each.</p> <p>The shipping dimensions of each packing shall not exceed the maximum dimensions permissible for transport over the Indian Railways/Roads.</p> <p>After delivery of the materials at site, all packing materials shall automatically become the property of the Owner.</p> <p>Notwithstanding anything stated hereinbefore, any loss or damage resulting from inadequate packing shall be made good by the Contractor at no additional cost to the Owner. When facilities exist, all shipments shall be covered by approved Insurance Policy for transit at the cost of the Contractor.</p> <p>The contractor shall ship the complete materials or part on board a vessel belonging to an agency approved by the Owner or on rail and/or road transport as directed. The Contractor shall take all reasonable steps to ensure correct appraisal of freight rates, weights and volumes and in no case will the Owner be liable to pay any warehouse, wharfage, demurrage and other charges.</p> <p>If, however, the Owner has to make payment of any of the above-mentioned charges, the amount paid will be deducted from the bills of the Contractor.</p> <p>Necessary advice regarding the shipment with relevant details shall reach the Engineer at least a week in advance.</p> <p>5.00.00 INFORMATION TO BE SUBMITTED</p> <p>5.01.00 With Tender</p> <p>The following information is required to be submitted with the Tender:</p> <p>a) Progress Schedule</p> <p>The Contractor shall quote in his Tender a detailed schedule of progress of work and total time of completion, itemizing the time required for each of the following aspects of work.</p> <p>i) Preparation and approval of fabrication drawing</p> <p>ii) Procurement of Materials</p> <p>iii) Fabrication and shipping of all anchor bolts</p> <p>iv) Fabrication and shipping of main steelwork.</p>	


 BHEL Bharat Heavy Electricals Limited	TITLE: TECHNICAL SPECIFICATION FOR FABRICATION OF STRUCTURAL STEEL WORK	SPECIFICATION NO. PE-TS-999-600-C017 VOLUME - II B SECTION - D SUBSECTION -D17 REV.NO. 0 DATE 03/10/2017 SHEET 34 OF 41
	<p>v) Fabrication and shipping of steelwork for bunkers, tanks and/or silos as applicable.</p> <p>vi) Fabrication and shipping of all other remaining steelwork including miscellaneous steelwork.</p> <p>vii) Final date of completion of all shipments.</p> <p>b) Shop</p> <p>Location of the Tenderer's fabrication workshop giving details of equipment, manpower, the total capacity, and the capacity that will be available exclusively for this contract shall be submitted.</p> <p>5.02.00 After Award</p> <p>After award of the Contract the successful Tenderer is to submit the following:</p> <p>a) Complete fabrication drawings, material lists, cutting lists, rive and bolt lists, field welding schedules based on the approved design drawings prepared by him in accordance with the approved schedule.</p> <p>b) Monthly Progress Report with necessary photographs in six (6) copies to reach the Engineer on or before the 7th day o. each month, giving the up-to-date status of preparation of detailed shop drawings, bill of materials, procurement of materials, actual fabrication done, shipping and all other relevant information.</p> <p>c) Detailed monthly material reconciliation statements relevant to the Work done and reported in the Progress Report, giving the stock at hand of raw steel, work in progress, finished materials.</p> <p>d) Results of any test as and when conducted and as require by the engineer.</p> <p>e) Manufacturer's mill test report in respect of steel materials, rivets, bolts, nuts, and electrodes as may be applicable.</p>	


 Maharatna Company	TITLE: TECHNICAL SPECIFICATION FOR FABRICATION OF STRUCTURAL STEEL WORK	SPECIFICATION NO. PE-TS-999-600-C017			
		VOLUME - II B			
		SECTION - D		SUBSECTION -D17	
		REV.NO.	0	DATE	03/10/2017
		SHEET	35	OF	41
6.00.00 RATES AND MEASUREMENT					
6.01.00 Rates					
6.01.01	The items of work in the Schedule of items describe the work in brief. The various items of the Schedule of items shall be read in conjunction with these specifications including amendments and additions, general conditions of contract, special conditions of contracts, and other tender documents, if any. For each item of Schedule of Items, the bidder's rates shall include the activities covered in the description of the item as well as all necessary operations described in the Specifications.				
6.01.02	The bidder's rates shall include cost of all minor details which are obviously and fairly intended and which may not have been included in the description in these documents but are essential for the satisfactory completion of the work. Rates shall also include for taking all safety measures.				
6.01.03	The bidder's -rates for all items of schedule of items shall include complete cost towards plant, equipment, erection and dismantling of scaffolding, men, materials and consumables, skilled and unskilled labour, levies, taxes, royalties, duties, transport, storage, repair/rectification/maintenance until handing over, contingencies, overhead and all incidental items not specifically mentioned but reasonably implied and necessary to complete the work.				
6.01.04	No claims shall be entertained, if the details shown on the `Released for Construction' drawings differ from those shown on the bid/tender drawings.				
6.01.05	Rates shall be inclusive of all leads and lifts/elevation.				
6.01.06	The bidder's rates for Structural Steel shall include for fabrication and erection, transportation to site, preparation checking collecting and distributing of the fabrication drawings and design calculations, erection scheme, alignment, welding, including preheating and post heating, testing of welders, inspection of welds, visual inspection, non destructive and special testing, rectification and correction of defective welding works, production test plate, inspection and testing, erection scheme, protection against damage in transit, stability of structures, etc. The rates shall also be inclusive of providing and installing temporary structures, transport of Owner issue material from store, return of surplus/waste steel materials including cut pieces'/waste steel, provision of additional butt/weld joint to reduce the wastage and all other general, special, such requirements as may be required, for the successful completion of the work.				

 BHEL Maharatna Company	TITLE: TECHNICAL SPECIFICATION FOR FABRICATION OF STRUCTURAL STEEL WORK	SPECIFICATION NO. PE-TS-999-600-C017 VOLUME - II B SECTION - D SUBSECTION -D17 REV.NO. 0 DATE 03/10/2017 SHEET 36 OF 41
	<p>The rates for fabrication are inclusive of all tests on welds and material and no extra shall be payable for quality tests specified for fabrication of structure in shop or at site.</p> <p>Separate BOQ items for test on welds like radiography or Ultrasonic, DPT, magnetic particle tests are kept for tests on material/fabrication not covered under regular fabrication item of BOQ.</p> <p>6.01.07 The bidder's rates for foundation bolts assembly shall include fabrication, threading, heat treatment, erection, installation, and alignment of complete bolt assembly with nuts, locknuts, anchor plates, stiffener plates, protective tape, etc. This shall also include the cost of all materials not issued by the Owner. Material issued by Owner will be specified in GCC.</p> <p>6.01.08 The bidder's rates for application of inorganic primer shall include surface preparation to near white metal surface by blast cleaning, abrasives, touch up painting, suitable enclosure to avoid contamination and the necessary statutory approval from the factory inspector/pollution control board etc. regarding the method of blast cleaning and abrasives used, and getting approval of the specialized agency supplying the primer specified.</p> <p>6.01.09 The bidder's rates for application of finish painting system shall include surface preparation, application of intermediate (under) coat, finish coat and final finish coat, and getting approval of the specialized agency supplying the finish paint.</p> <p>6.01.10 The bidder's rates for electro-forged gratings (if specified) shall include supply, fabrication, transportation to the site, erection and alignment of factory made electro-forged gratings, all taxes, duties thereon etc. The rates shall also include preparation of grating design for different spans and load intensifies, preparation of design and fabrication drawings, edge preparation, blast cleaning followed by finish paint.</p> <p>6.01.11 The bidder's rates for galvanization of factory made electro-forged gratings (if specified) shall include the application of hot dipped galvanization as finish over the fabricated gratings and the treatment to be given for prevention of white storage stains, as per the technical Aspiration.</p> <p>6.01.12 The bidder's rates for permanent mild steel bolts, nuts and washers shall include the supply and fixing of such bolts, nuts and washers in position, for various types of Structural Steel works, as per the technical specification.</p> <p>6.01.13 The bidder's rates for high strength structural bolts, nuts and washers shall include the supply and fixing of such bolts, nuts and washers in position, for various types, of Structural Steel works, as per the technical specification.</p>	

 BHEL Maharatna Company	TITLE: TECHNICAL SPECIFICATION FOR FABRICATION OF STRUCTURAL STEEL WORK	SPECIFICATION NO. PE-TS-999-600-C017 VOLUME - II B SECTION - D SUBSECTION -D17 REV.NO. 0 DATE 03/10/2017 SHEET 38 OF 41
	<p>6.01.18 The bidder's rates for preformed flexible open ended bellow strap of neoprene (if specified) shall include supply and transportation, installation in position, drilling, bolting, aligning etc. complete along with any taxes, duties thereon etc.</p> <p>6.01.19 The bidder's rates for Stainless Steel Hand Rail (if specified) shall include complete Hand Rail including, materials, fabrication, grinding & finishing, stainless steel beading, stainless steel cleats, stainless steel fasteners, neoprene gaskets, preparation of shop drawing but excluding the cost of glazing. The Owner shall supply no material for this item of work.</p> <p>6.02.00 MODE OF MEASUREMENT</p> <p>6.02.01 The measurement for the item of foundation bolts assembly including that of nuts; locknuts shall be based on the calculated weight of steel installed in Metric Tonne, corrected to second place of decimal. The weight of the foundation bolt shall be calculated in the same way as that done for the item of fabrication, erection, alignment of structural steel. The weight of the nut / locknut shall be taken as per actual weight supplied by the contractor and accepted by the Engineer.</p> <p>6.02.02 The measurement for the item of fabrication, erection, alignment, welding, etc. of structural steel work shall be based on the approved weight of steel nearest to a Kg, by applying the unit weight as adopted at the time of issue of structural steel on the measurements worked out as given below.</p> <p>6.02.03 For ISMB, ISMC, ISA, flats, round bars, square bars and pipes, length shall be taken as per distance between planes normal to the axis of the member passing through the extreme points of the section.</p> <p>6.02.04 Gussets plates in trusses, and bracings, brackets plates, stiffeners, and skew cuts if any in plates for butt welds, the area shall be assumed as the minimum circumscribed rectangle. However, deduction for any notch/skew cut shall be made as mentioned in clause no-6.02.06.</p> <p>6.02.05 For bunker wall plates, the minimum-circumscribing rectangle of the individual plate/pieces out of which these wall plates are assembled by butt-welding, shall be measured. Care shall be taken to ensure maximum utilization of cut-pieces generated by providing extra butt joints (for which no extra payment shall be made).</p> <p>6.02.06 For all other plates, where the area of any notch/skew cut in the plate is less than 0.05 sq.m. the area of the plate shall be assumed as that of the minimum circumscribing rectangle for the purpose of measurement and calculation of area for the purpose of payment. However, if the area of any notch/skew cuts in a plate is more than 0.05 sq.m, the area of notch/skew cut shall be deducted</p>	

 BHEL Maharatna Company	TITLE: TECHNICAL SPECIFICATION FOR FABRICATION OF STRUCTURAL STEEL WORK	SPECIFICATION NO. PE-TS-999-600-C017 VOLUME - II B SECTION - D SUBSECTION -D17 REV.NO. 0 DATE 03/10/2017 SHEET 39 OF 41
	<p>from assumed minimum circumscribing rectangular area for the purpose of payment.</p> <p>6.02.07 No deduction shall be made for the hole in the members, if the area of individual hole is less than 0.05 sq.m. The weight shall be calculated by deducting the area of holes, if area of individual hole is more than 0.05 sq.m.</p> <p>6.02.08 All cut-pieces and scrap generated due to cutting of holes, skew-cuts of plates, gussets, brackets, stiffeners, etc. shall be stacked separately and handed over to the project stores without being considered for material accounting as the circumscribing rectangle has been considered for payment.</p> <p>6.02.09 The splice plate shown in the fabrication drawing or approved by the Engineer shall only be measured for payment.</p> <p>6.02.10 The weight of permanent bolts, washers and nuts and welds shall not be included in the weights of the members. No extra payment shall be made for welding/bolting.</p> <p>6.02.11 The bolts and nuts required for erection purpose shall not be paid for and may be taken away by the Contractor after final welding for members. Erection boltholes left after removal of erection bolts shall be suitably plugged with welds.</p> <p>6.02.12 The measurement for the item of application of inorganic primer including blast cleaning of steel surfaces shall be based on the weight on which the zinc silicate primer is applied, after blast cleaning in Metric Tonne, corrected to third place of decimal. The weight shall be the weight as approved, for erection mark/element of the mark painted, for payment of the item of fabrication and erection of structural steel works.</p> <p>6.02.13 The measurement for the item of application of finish primer system shall be based on the weight on which the epoxy based finish primer is applied in Metric Tonne, corrected to third place of decimal. The weight shall be the weight as approved, for erection mark/element of the mark painted, for payment of the item of fabrication and erection of structural steel works.</p> <p>6.02.14 The measurement for the item of gratings shall be based on the actual weight in Kgs, corrected to second place of decimal, as supplied by the Contractor, and accepted by the Engineer. Nothing extra shall be payable for making cutouts, notches, openings of any profile, trimming profiles etc. in the grating units.</p> <p>6.02.15 The measurement for the item of hot dipped galvanization of gratings shall be based on the actual weight in Kgs, corrected to second place of decimal of gratings galvanized by the Contractor and accepted by the Engineer.</p>	

 BHEL Bharat Heavy Electricals Limited	TITLE: TECHNICAL SPECIFICATION FOR FABRICATION OF STRUCTURAL STEEL WORK	SPECIFICATION NO. PE-TS-999-600-C017 VOLUME - II B SECTION - D SUBSECTION -D17 REV.NO. 0 DATE 03/10/2017 SHEET 40 OF 41
	<p>6.02.16 The measurement for the item of permanent bolts with nuts and washers shall be based on the actual weight in Kgs, corrected to second place of decimal, as supplied by the Contractor and accepted by the Engineer, and as per the approved bolts and nuts schedules.</p> <p>6.02.17 The measurement for the item of High Strength Structural bolts with nuts and washers shall be based on the actual weight in Kgs, corrected to second place of decimal, as supplied by the Contractor and accepted by the Engineer, and as per the approved bolts and nuts schedules.</p> <p>6.02.18 The measurement for the item of the work of dismantling, additions, alterations, reerection etc. shall be as given below</p> <p>6.02.19 For dismantling, the unmodified weight of the actually dismantled erection marks shall only be measured.</p> <p>6.02.20 For the work of addition to, alteration in and / or modification of 'erection marks' either in erected position or in the fabrication yard, measurement of weight for payment purpose shall be calculated as the arithmetic sum of weight of steel cut and removed from the erection mark, weight of steel reutilised out of such cut and removed pieces and weight of additional new steel pieces added to the erection mark.</p> <p>6.02.21 For re-erection the weight of the modified erection mark shall only be measured.</p> <p>6.02.22 The weight shall be measured nearest to kg. and shall be arrived in a manner similar to the measurement for the item of fabrication, erection, alignment and welding of structural steel.</p> <p>6.02.23 The measurement for the item of PTFE bearings shall be based on the load carrying capacity of PTFE in MT, corrected to third place of decimal, supplied by the contractor and as accepted by the Engineer and as per the approved bearing schedule, for the total vertical load carrying capacity, for all bearings.</p> <p>6.02.24 The measurement for the item of stainless steel hopper shall be based on the actual finished weight of hopper weight in Kgs, corrected to second place of decimal. The hopper weight shall be arrived by multiplying of the inner surface area of the hopper with the unit weight of the hopper plate.</p> <p>6.02.25 The measurement for the item of flexible open-ended bellows straps of neoprene shall be based in running meter, corrected to second place of decimal. Bellow Straps shall be supplied as per the requirement of the approved drawings. The measurement shall be done for the inner circumference of the bunker on which neoprene has been fixed and for the length supplied by the Contractor 'and as accepted by the Engineer.</p>	

	TITLE: TECHNICAL SPECIFICATION FOR FABRICATION OF STRUCTURAL STEEL WORK	SPECIFICATION NO. PE-TS-999-600-C017 VOLUME - II B SECTION - D SUBSECTION -D17 REV.NO. 0 DATE 03/10/2017 SHEET 41 OF 41
6.02.26	<p>The measurement for the item of Stainless Steel Hand Railing shall be based on finished weight of handrail in Kgs corrected to second place of decimal. The weight shall also include the weight of Stainless Steel fasteners, Stainless Steel beading, Stainless Steel cleats etc. The weight shall be the finished weight of Hand Rail, as accepted by the Engineer.</p>	